


Rose Tree Media School District Summer 2025 Reading & Math

Entering 1st Grade



Media Elementary School




Name _____






















Congratulations new first graders!

You have worked very hard this school year and learned a lot! It is important to maintain those skills over the summer so you can start strong next year. In this booklet, you will find your summer math and reading work. Complete your summer math calendar by following the directions for each day during the month of July. There is space in this summer booklet to show your work. There are also games to play with friends and family. You will also find your summer reading work in this booklet. Look for resources for the family and a reading log.

Have a safe and happy summer!



Answer the following questions in your math journal pages found in this booklet for the month of **July** ☆ Kindergarten going into 1st grade

Monday	Tuesday	Wednesday	Thursday	Friday						
<p><u>Extra Day of Math Fun!</u></p> <div><div><div></div><div></div><div></div><div></div><div></div></div><div><div></div><div></div><div></div><div></div><div></div></div></div> <p>9 and ____ make 10</p>	<p>1</p> <p>Draw a picture of your family. Count them. How many hands do you see? How many fingers do you see?</p>	<p>2</p> <div><div><div></div><div></div><div></div></div><div><div></div><div></div></div></div> <p>How much money is shown?</p>	<p>3</p> <div><div>2</div><div></div><div></div><div></div><div></div></div> <div><div></div><div></div><div></div><div></div><div></div></div> <p>Count by twos to twenty.</p>	<p>4</p> <p><u>Shape Hunt</u></p> <p>Take a walk around your house. Find and draw three things that are shaped like a triangle or cone.</p>						
<p>7</p> <p>Complete the pattern.</p> <p>A,B,B,A,B, __, __, __</p> <p>Create your own letter pattern.</p>	<p>8</p> <p>When I went to the beach I saw 4 blue seashells and 5 pink seashells. How many did I see in all?</p> <div></div>	<p>9</p> <p>Use a slipper to measure the length of your bed.</p> <div></div>	<p>10</p> <div></div> <p>There were 6 ducks in the pond. 3 ducks flew away. How many ducks are left? Draw a picture to show your work.</p>	<p>11</p> <p>Read the following chart:</p> <table><tr><td></td><td><div><div></div></div></td></tr><tr><td>Stars</td><td><div><div></div></div></td></tr><tr><td>Moons</td><td><div><div></div></div></td></tr></table> <p>How many suns? How many moons? How many suns and moons are there altogether?</p>		<div><div></div></div>	Stars	<div><div></div></div>	Moons	<div><div></div></div>
	<div><div></div></div>									
Stars	<div><div></div></div>									
Moons	<div><div></div></div>									

14

Write the number
that comes after.

5, ____ 18, ____
12, ____ 0, ____
13, ____ 10, ____

15

Use a deck of cards
or flash cards and
play a game of
compare. (The game is
played similar to war
without the face
cards.)

16

Grab and Count
Grab a handful of
macaroni. Draw a
picture of how many
you grabbed and write
the number.

17

Find the sum.

$$2 + 2 = \underline{\quad}$$

$$5 + 1 = \underline{\quad}$$

$$3 + 2 = \underline{\quad}$$

$$4 + 0 = \underline{\quad}$$

18

Practice writing your
numbers from 1 to 20.
Find three of these
numbers on objects in your
home and draw a picture
of each object.

Monday**21**

Compare two objects
using math measurement
vocabulary (longer than,
shorter than, lighter,
heavier).

Tuesday**22**

Grab and Count
Grab two handfuls of
cereal and count them
by tens. Record your
data.

Wednesday**23**

Make a Heads and
Tails chart. Flip a
penny 10 times. Use
tally marks to fill-in
your chart.

Thursday**24**

Find your birthday on a
calendar. In your journal,
draw a birthday picture
of yourself & write the
date.

Friday**25**

Complete the
pattern.

2,4,6, ____, ____, ____

28

Take a walk in your
neighborhood and find
four objects shaped like
a square. Draw a picture
of each.

29

Place 10 pennies in a cup.
Tip the cup over and
count how many heads
and how many tails.
Write number sentences
to show your answers.
Repeat twice.

30

Pick 5 toys and draw
them. Put them in order
from tallest to shortest.

**31**

Look in your pantry or
cupboard. Find and count
all of the cylinders.
Record your answer.

Extra Day of Math Fun!



Use these shapes to
create a picture.

Extra Day of Math Fun!

July 1st

July 1st

July 2nd

July 3rd

July 4th

July 7th

July 8th

July 9th

July 10th

July 11th

July 14th

July 15th

July 16th

July 17th

July 18th

July 21st

July 22nd

July 23rd

July 24th

July 25th

July 28th

July 29th

July 30th

July 31st

Draw your shape creation below!

Domino Addition Game


Directions:

1. You will need several dominoes to play this game.
2. Choose one domino.
3. Write an addition sentence to match the domino.

_____ + _____ = _____

_____ and _____ is _____

4. Play until you have ten addition sentences.

Example:  $6 + 3 = 9$




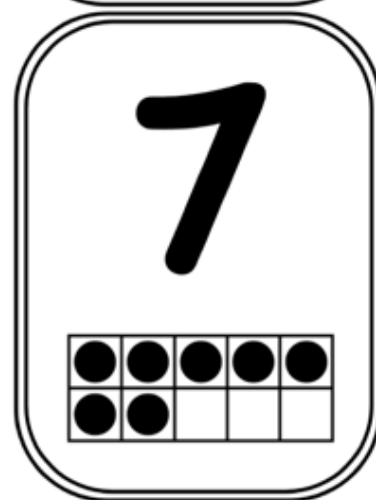


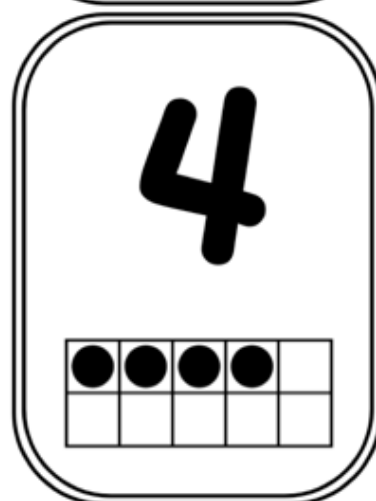

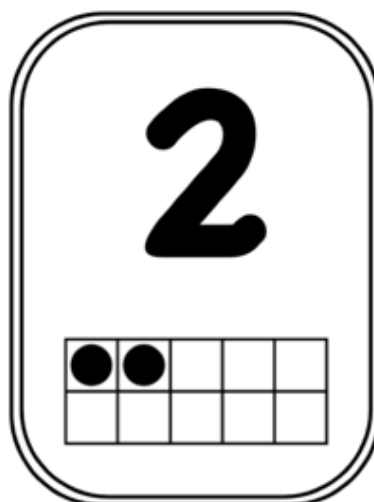
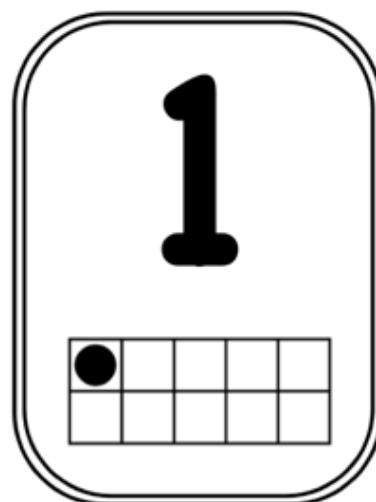
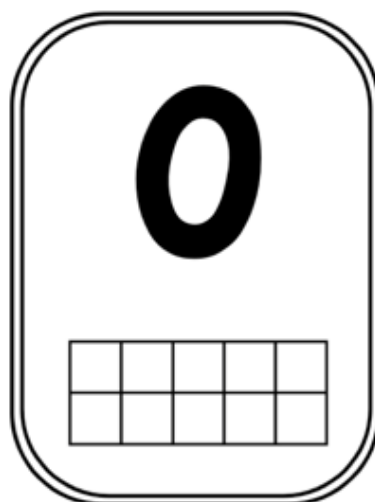
Tens Go Fish

You need

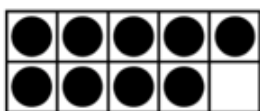
- deck of Primary Number Cards (without Wild Cards)
- sheet of paper

Play with a partner. Work together.


- 1 Each player is dealt 5 cards from the Primary Number Card deck.
- 2 Each player looks for pairs from his or her cards that make 10. Players put down the pairs of cards that make 10, and they draw new cards to replace them from the Primary Number Card deck.
- 3 Players take turns asking each other for a card that will make 10 with a card in their own hands.
If a player gets the card, he or she puts the pair down and picks a new card from the deck.
If a player does not get the card, the player must "Go fish" and pick a new card from the deck.
If the new card from the deck makes 10 with a card in the player's hand, he or she puts the pair of cards down and takes another card.
If a player runs out of cards, the player picks two new cards.
A player's turn is over when no more pairs can be made that make 10.
- 4 The game is over when there are no more cards.
- 5 At the end of the game, players record their combinations of 10.



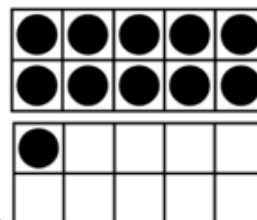
9




10



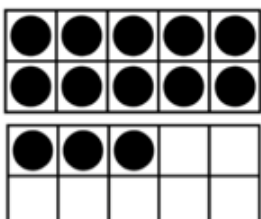
11



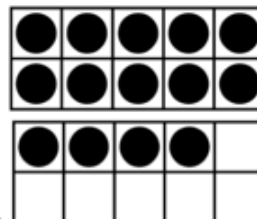
12



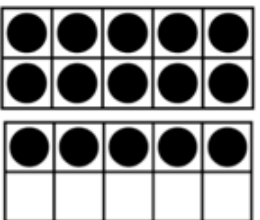
13



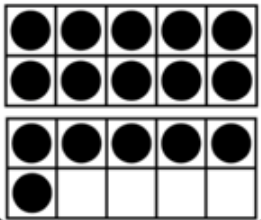
14




15



16



17




Who Has More?
Comparing Number Game




Directions: Each player will roll the dice and show that number on the ten frame by drawing a picture, using tally marks or writing the number. Then, decide and circle which one has more.

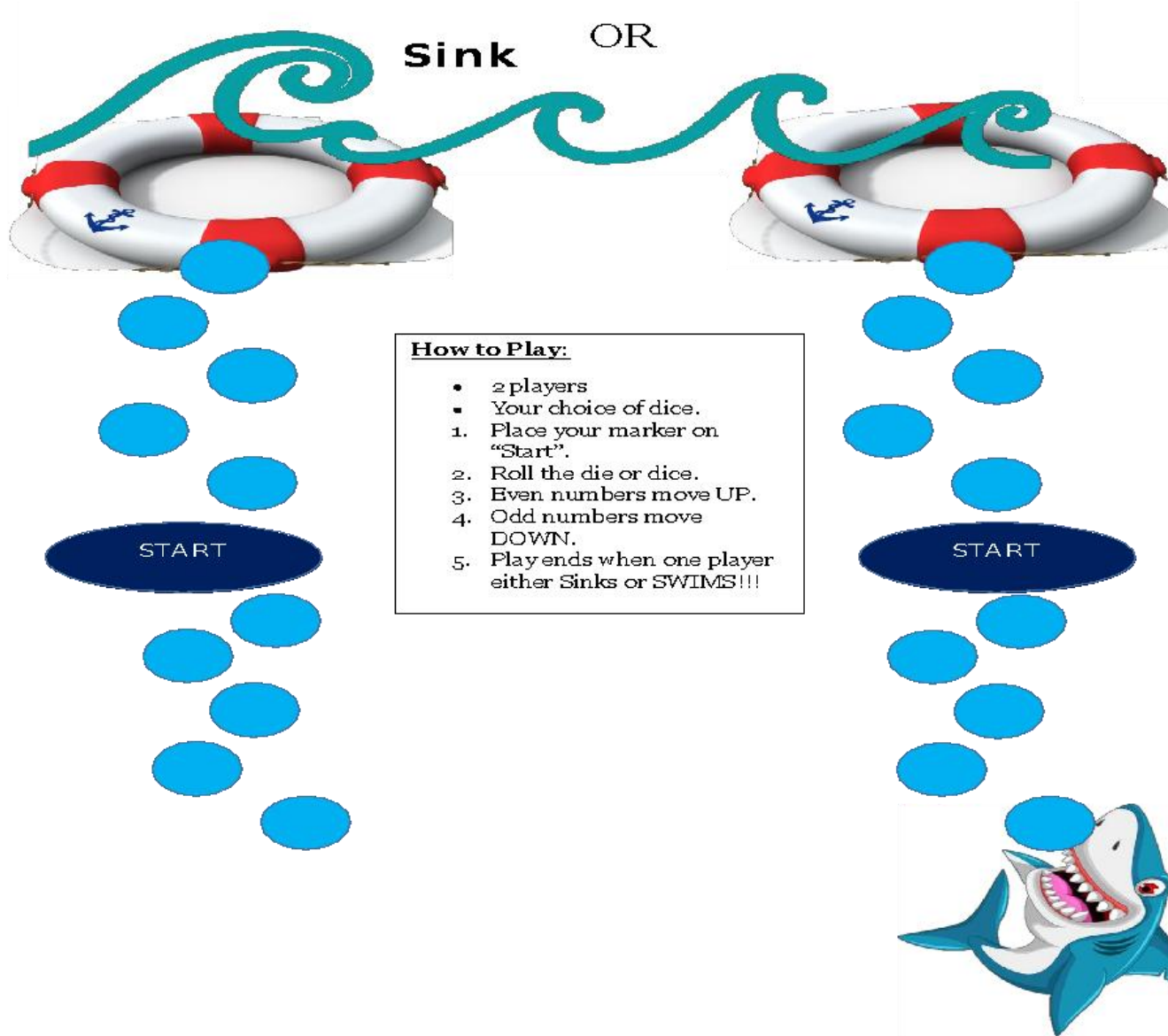


Roll dice and
place in
squares




Ten
frames





Summer Reading Family Resources and Reading Log



READING IS THINKING!

CONNECT

This reminds
me of...

Use my
experiences to help
me understand

VISUALIZE

In my mind,
I see...

Create mental
images as I read

SUMMARIZE

Determine the
important ideas

This is mainly about...

INFER

Use text evidence &
what I know to make
sense of my reading

This probably means...

QUESTION

Wonder & search
for answers

I wonder...

PREDICT

Use clues to infer
what may happen
next

I predict that...






ASKING THE RIGHT QUESTIONS

When reading with your child, check for understanding by asking questions. Don't just ask questions at the end, it's important to check for understanding before, during and after reading. Here are some questions to ask!

BEGINNING	MIDDLE	END
<ul style="list-style-type: none"><input type="checkbox"/> What do you think will happen in this story?<input type="checkbox"/> What might be the problem?<input type="checkbox"/> Where may be the setting of the story?<input type="checkbox"/> What do you know about this topic?<input type="checkbox"/> What does this story make you think of?<input type="checkbox"/> What are you wondering?<input type="checkbox"/> What does the title tell you?	<ul style="list-style-type: none"><input type="checkbox"/> What do you think will happen next?<input type="checkbox"/> What can you tell me about the story so far?<input type="checkbox"/> How do you feel about the story so far?<input type="checkbox"/> What questions do you have?<input type="checkbox"/> Why do you think the character did that?<input type="checkbox"/> What would you have done?	<ul style="list-style-type: none"><input type="checkbox"/> What was the title?<input type="checkbox"/> What was the problem/solution in the story?<input type="checkbox"/> Why do you think the author wrote this book?<input type="checkbox"/> What was your favorite/least favorite part?<input type="checkbox"/> What would you change about the story?<input type="checkbox"/> What will happen next?

10 WORD GAMES



Word games are a great way to practice many different domains of reading! Here are some word games to play at home!

1

Guess My Word:

Give your child clues to a word you are thinking of. It rhymes with.... It starts with.... It would be used to describe.... A synonym is....

2

Beach Ball Words:

Write words on a beach ball. Toss it to your child. Have them read the word that is under their right hand. Toss it back and forth.

3

Magnetic Letters:

Make words with magnetic letters on the refrigerator or any magnetic surface. Give your child the letters, tell them the word and see if they can make it.

4

Sock Game:

Put word cards down on the floor. Have your child stand in their socks. Call out the word and see how quickly they can step on it!

5

Dot Game:

Laminate word cards. Be sure to review words before playing. Use an Expo marker to draw a dot on the back of one of the cards. Don't let your child see which one. Lay cards out on the floor or a table. Have your child guess which word is hiding the dot!

6

Shaving Cream:

Put shaving cream (or sand/paint) on a plate. Write a word using your finger. Have your child read it.

7

Newspaper Words:

Give your child a word. Have them use a highlighter and find it in the newspaper. Highlight it when they've found it. Count how many times they've found it.

8

Show and Tell:

Give your child a whiteboard and a marker. Call out a word. Have your child write it/draw a picture for it/write a sentence (choose a different task depending on your child's needs) for it and show you on the whiteboard.

9

Tic-Tac-Toe:

Draw a tic-tac-toe board. Write a word in each box. Before each turn the player must read the word.






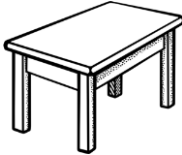




10

Card Games:

Copy or write two sets of word cards. Play a card game such as Go Fish or Memory.

Color in a square each time you give one of the following suggestions a try.
How many times can you get “four in a row”? Can you fill the entire board?





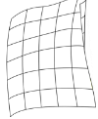







June 2025


<p>Your choice!</p>	<p>Read a book written by a favorite author.</p>	<p>Read to a pet.</p> 	<p>Read while listening to music.</p> 
<p>Read with sunglasses on.</p> 	<p>Read in a bathtub.</p>	<p>Read with a stuffed animal.</p> 	<p>Read a book with an animal on the cover.</p>
<p>Read in the dark with a flashlight.</p> 	<p>Read under a table.</p> 	<p>Read while eating a snack.</p> 	<p>Read while lying down.</p>
<p>Read outside.</p>	<p>Read while wearing a hat.</p> 	<p>Read with someone you love.</p> 	<p>Read while it's raining.</p> 




July 2025












<p>Read with a stuffed animal.</p> 	<p>Read while sitting under a tree.</p> 	<p>Your choice!</p>	<p>Read while eating fruit.</p> 
<p>Read with someone older than you.</p>	<p>Read with a family member.</p> 	<p>Read right before you fall asleep.</p>	<p>Build a fort and read inside.</p> 
<p>Read a book on Zoom with a friend or family member.</p>	<p>Read while eating breakfast.</p> 	<p>Read while sitting backward on a chair.</p> 	<p>Read a book involving sports.</p> 
<p>Read in bed.</p> 	<p>Read while wearing red, white, and blue.</p> 	<p>Read while having a picnic.</p> 	<p>Read on a couch.</p> 



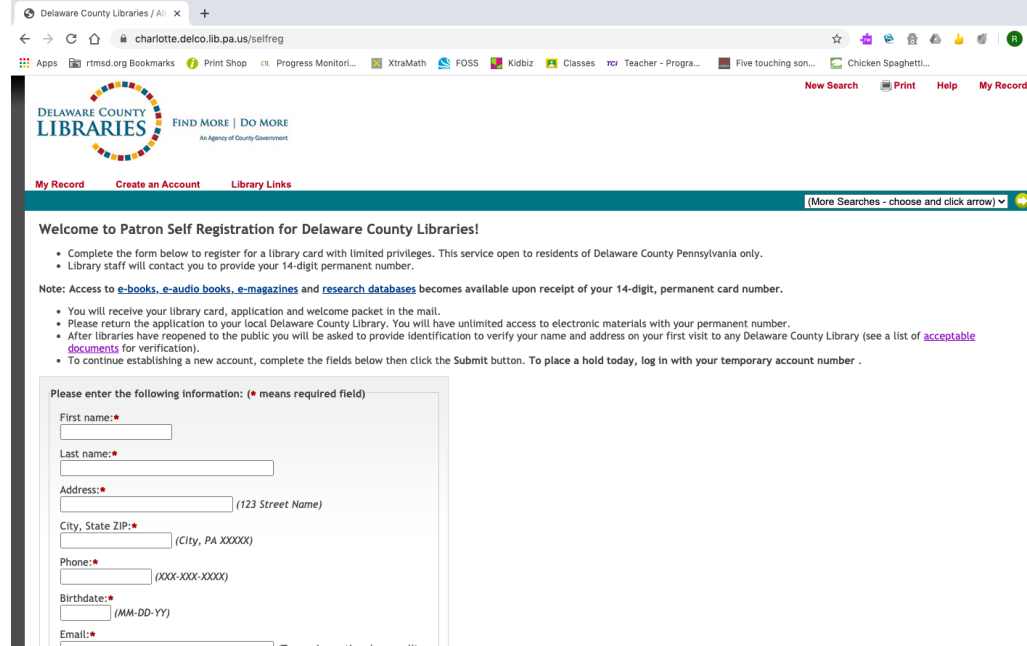
August 2025



<p>Read at a park.</p> 	<p>Read in your pajamas.</p>	<p>Read while eating ice cream.</p> 	<p>Read to someone younger than you.</p>
<p>Read a book you loved when you were really little.</p>	<p>Read with a whisper voice.</p>	<p>Read while enjoying a drink.</p> 	<p>Read when you first wake up.</p> 
<p>Read in your mom or dad's bed.</p> 	<p>Read an entire book in one sitting.</p>	<p>Read to a pet.</p> 	<p>Hold a spoon and pretend to read into it like a microphone.</p>
<p>Read in the shade.</p> 	<p>Read with a stuffed animal.</p> 	<p>Read under an umbrella.</p> 	<p>Your choice!</p>

HOW TO GET BOOKS...FROM HOME!

If you don't have a library card, get one here: <https://charlotte.delco.lib.pa.us/selfreg>!



The screenshot shows a web browser window with the address bar displaying "charlotte.delco.lib.pa.us/selfreg". The page header includes the Delaware County Libraries logo and navigation links like "My Record", "Create an Account", and "Library Links". The main content area is titled "Welcome to Patron Self Registration for Delaware County Libraries!" and contains a list of instructions and a note about access to e-books, e-audio books, e-magazines, and research databases. Below the text is a registration form with fields for First name, Last name, Address, City, State ZIP, Phone, Birthdate, and Email, each with a red asterisk indicating it is a required field.

Delaware County Libraries / All x +

charlotte.delco.lib.pa.us/selfreg

Apps rtmis.org Bookmarks Print Shop Progress Monitor... XtraMath FOSS Kidbiz Classes Teacher - Progra... Five touching son... Chicken Spaghetti...

DELAWARE COUNTY LIBRARIES FIND MORE | DO MORE An Agency of County Government

My Record Create an Account Library Links

(More Searches - choose and click arrow) ↕

Welcome to Patron Self Registration for Delaware County Libraries!

- Complete the form below to register for a library card with limited privileges. This service open to residents of Delaware County Pennsylvania only.
- Library staff will contact you to provide your 14-digit permanent number.

Note: Access to [e-books](#), [e-audio books](#), [e-magazines](#) and [research databases](#) becomes available upon receipt of your 14-digit, permanent card number.

- You will receive your library card, application and welcome packet in the mail.
- Please return the application to your local Delaware County Library. You will have unlimited access to electronic materials with your permanent number.
- After libraries have reopened to the public you will be asked to provide identification to verify your name and address on your first visit to any Delaware County Library (see a list of [acceptable documents](#) for verification).
- To continue establishing a new account, complete the fields below then click the Submit button. To place a hold today, log in with your temporary account number .

Please enter the following information: (* means required field)

First name: *

Last name: *

Address: * (123 Street Name)

City, State ZIP: * (City, PA XXXXX)

Phone: * (XXX-XXX-XXXX)

Birthdate: * (MM-DD-YY)

Email: *

In order for free access with a DCLS library card, patrons have to go through the www.delcolibraries.org website.

-->Click Explore Resources.

-->Scroll through the resources & click on the ones of interest.

Our highest recommendations for sites to get books are:

[BookFlix](#)

[Hoopla](#)

[TrueFlix](#)

[Tumblebooks](#)

[Virtual Storytime](#)

[World Almanac for Kids](#)

[NoveList K-8](#) - book lists & reviews

Summer Reading Log

Log the minutes you read.

[illegible]

Summer Reading Log

Log the minutes you read.

[illegible]

Summer Reading Log

Log the minutes you read.

[illegible]

Summer Reading Log

Log the minutes you read.

[illegible]

Summer Reading Log

Log the minutes you read.

[illegible]

Summer Reading Log

Log the minutes you read.

[illegible]

Summer Reading Log

Log the minutes you read.

[illegible]


Summer Reading Log

Log the minutes you read.

[illegible]

Congratulations!

You are a
Math and
Reading



Champion!